


**MONTHLY REPORT OF DISBURSEMENTS**  
For the Month of May 1-31, 2024



**FILE COPY**

FAR No. 4


Department: DEPARTMENT OF LABOR AND EMPLOYMENT (DOLE)  
 Agency: TECHNICAL EDUCATION AND SKILLS DEVELOPMENT AUTHORITY (TESDA)  
 Operating Unit: CENTRAL OFFICE  
 Organization Code: 22-009-0100000  
 Funding Source: 01 - Regular Agency Fund


PARTICULARS	CURRENT YEAR BUDGET				PRIOR YEAR'S BUDGET				SUB-TOTAL	GRAND TOTAL				REMARKS
	PS	MOOE	CO	TOTAL	PRIOR YEAR'S ACCOUNTS PAYABLE			TOTAL		PS	MOOE	CO	TOTAL	
					PS	MOOE	CO							
Notice of Cash Allocation														
MDS Checks issued	41,771,050.63	6,346,002.51	-	48,117,053.14	-	-	-	-	-	48,117,053.14	41,771,050.63	6,346,002.51	-	48,117,053.14
LDDAP-ADA	2,681,663.52	15,940,398.53	-	18,622,062.05	-	6,145,928.63	30,388,593.22	36,534,521.85	36,534,521.85	55,156,583.90	2,681,663.52	22,086,327.16	30,388,593.22	55,156,583.90
Tax Remittance Advice	1,857,078.12	646,845.12	-	2,503,923.24	-	88,802.09	-	88,802.09	88,802.09	2,592,725.33	1,857,078.12	735,647.21	-	2,592,725.33
<b>Total</b>	<b>46,309,792.27</b>	<b>22,933,246.16</b>	<b>-</b>	<b>69,243,038.43</b>	<b>-</b>	<b>6,234,730.72</b>	<b>30,388,593.22</b>	<b>36,623,323.94</b>	<b>36,623,323.94</b>	<b>105,866,362.37</b>	<b>46,309,792.27</b>	<b>29,167,976.88</b>	<b>30,388,593.22</b>	<b>105,866,362.37</b>

SUMMARY:

	Prev. Report	This Month	As of Date
Total Disbursements Authorities Received	3,426,955,066.14	794,529,725.33	4,221,484,791.47
Notice of Cash Allocation (NCA)	3,404,191,000.00	791,937,000.00	4,196,128,000.00
Tax Remittance Advice (TRA)	22,764,066.14	2,592,725.33	25,356,791.47
Less: Notice of Transfer Allocation (NTA) Issued	3,166,347,021.11	629,937,514.21	3,796,284,535.32
Total Disbursements Authorities Available	260,608,045.03	164,592,211.12	425,200,256.15
Less:			
Lapsed NCA Disbursements	90.01	-	90.01
Total	228,674,901.31	105,866,362.37	334,541,263.68
Balance of Disbursements Authorities as of to Date	31,933,053.71	58,725,848.75	90,658,902.46

	Prev. Report	This Month	As of Date
Total Disbursements Program	260,608,045.03	164,592,211.12	425,200,256.15
Less: Actual Disbursements	228,674,901.31	105,866,362.37	334,541,263.68
(Over)/Under Spending	31,933,143.72	58,725,848.75	90,658,992.47

Certified Correct:   
**GARRIEL M. SAUGON**  
 Chief Accountant-FMS-AD  
 Date: \_\_\_\_\_

Approved by:   
**MA. MAGDALENA P. BUTAD**  
 Director IV - FMS-OED  
 Date: \_\_\_\_\_

COMMISSION ON AUDIT  
 RECEIVED BY:   
 DATE: 6/10/24  
 TIME: 9:00

**MONTHLY REPORT OF DISBURSEMENTS**  
For the month of May 2024

Department : Department of Labor and Employment (DOLE)  
 Agency/Entity : Technical Education and Skills Development Authority  
 Operating Unit : Central Office  
 Organization Code (UACS) : 16 009 0100000  
 Fund Cluster : 01 - Regular Agency Fund

Particulars	Current Year Budget					Prior Year's Budget										Trust Liabilities				Grand Total					Remarks											
	PS	MOOE	FinEx	CO	TOTAL	Prior Year's Accounts Payable					Current Year's Accounts Payable					TOTAL	SUB-TOTAL	PS	MOOE	CO	TOTAL	PS	MOOE	FinEx		CO	TOTAL									
						PS	MOOE	FinEx	CO	Sub-Total	PS	MOOE	FinEx	CO	Sub-Total													19	20	21	22=(19+20+21)	23	24	25	26	27=(23+24+25+26)
						7	8	9	10	11=(7+8+9+10)	12	13	14	15	16=(12+13+14+15)													17=(11+16)	18=(6+17)	22	23	24	25	26	27	
CASH DISBURSEMENTS	44,452,714.15	22,286,401.04	0.00	0.00	66,739,115.19	0.00	6,145,928.83	0.00	30,388,593.22	36,534,521.85	0.00	0.00	0.00	0.00	0.00	36,534,521.85	103,273,637.04	0.00	0.00	0.00	0.00	44,452,714.15	28,432,329.67	0.00	30,388,593.22	103,273,637.04										
Notice of Cash Allocation (NCA)	44,452,714.15	22,286,401.04	0.00	0.00	66,739,115.19	0.00	6,145,928.83	0.00	30,388,593.22	36,534,521.85	0.00	0.00	0.00	0.00	0.00	36,534,521.85	103,273,637.04	0.00	0.00	0.00	0.00	41,771,050.63	6,346,002.51	0.00	0.00	48,117,053.14										
MDS Checks Issued	41,771,050.63	6,346,002.51	0.00	0.00	48,117,053.14	0.00	0.00	0.00	0.00	0.00	0.00	0.00	0.00	0.00	0.00	0.00	0.00	0.00	0.00	0.00	0.00	0.00	0.00	0.00	0.00	0.00	0.00									
Advice to Debit Account	2,681,663.52	15,940,398.53	0.00	0.00	18,622,062.05	0.00	6,145,928.83	0.00	30,388,593.22	36,534,521.85	0.00	0.00	0.00	0.00	0.00	36,534,521.85	55,156,583.90	0.00	0.00	0.00	0.00	2,681,663.52	22,086,327.16	0.00	30,388,593.22	55,156,583.90										
Notice of Transfer Allocations (NTA)	0.00	0.00	0.00	0.00	0.00	0.00	0.00	0.00	0.00	0.00	0.00	0.00	0.00	0.00	0.00	0.00	0.00	0.00	0.00	0.00	0.00	0.00	0.00	0.00	0.00	0.00	0.00	0.00								
MDS Checks Issued	0.00	0.00	0.00	0.00	0.00	0.00	0.00	0.00	0.00	0.00	0.00	0.00	0.00	0.00	0.00	0.00	0.00	0.00	0.00	0.00	0.00	0.00	0.00	0.00	0.00	0.00	0.00	0.00								
Advice to Debit Account	0.00	0.00	0.00	0.00	0.00	0.00	0.00	0.00	0.00	0.00	0.00	0.00	0.00	0.00	0.00	0.00	0.00	0.00	0.00	0.00	0.00	0.00	0.00	0.00	0.00	0.00	0.00	0.00								
Working Fund for FAPs	0.00	0.00	0.00	0.00	0.00	0.00	0.00	0.00	0.00	0.00	0.00	0.00	0.00	0.00	0.00	0.00	0.00	0.00	0.00	0.00	0.00	0.00	0.00	0.00	0.00	0.00	0.00	0.00								
Cash Disbursement Ceiling (CDC)	0.00	0.00	0.00	0.00	0.00	0.00	0.00	0.00	0.00	0.00	0.00	0.00	0.00	0.00	0.00	0.00	0.00	0.00	0.00	0.00	0.00	0.00	0.00	0.00	0.00	0.00	0.00	0.00								
<b>TOTAL CASH DISBURSEMENTS</b>	<b>44,452,714.15</b>	<b>22,286,401.04</b>	<b>0.00</b>	<b>0.00</b>	<b>66,739,115.19</b>	<b>0.00</b>	<b>6,145,928.83</b>	<b>0.00</b>	<b>30,388,593.22</b>	<b>36,534,521.85</b>	<b>0.00</b>	<b>0.00</b>	<b>0.00</b>	<b>0.00</b>	<b>0.00</b>	<b>36,534,521.85</b>	<b>103,273,637.04</b>	<b>0.00</b>	<b>0.00</b>	<b>0.00</b>	<b>0.00</b>	<b>44,452,714.15</b>	<b>28,432,329.67</b>	<b>0.00</b>	<b>30,388,593.22</b>	<b>103,273,637.04</b>										
NON-CASH DISBURSEMENTS	1,857,078.12	646,845.12	0.00	0.00	2,503,923.24	0.00	88,802.09	0.00	0.00	88,802.09	0.00	0.00	0.00	0.00	0.00	88,802.09	2,592,725.33	0.00	0.00	0.00	0.00	1,857,078.12	735,647.21	0.00	0.00	2,592,725.33										
Tax Remittance Advices Issued (TRA)	1,857,078.12	646,845.12	0.00	0.00	2,503,923.24	0.00	88,802.09	0.00	0.00	88,802.09	0.00	0.00	0.00	0.00	0.00	88,802.09	2,592,725.33	0.00	0.00	0.00	0.00	1,857,078.12	735,647.21	0.00	0.00	2,592,725.33										
Non-Cash Availment Authority (NCAA)	0.00	0.00	0.00	0.00	0.00	0.00	0.00	0.00	0.00	0.00	0.00	0.00	0.00	0.00	0.00	0.00	0.00	0.00	0.00	0.00	0.00	0.00	0.00	0.00	0.00	0.00	0.00	0.00								
Disbursements effected through outright deductions from claims (please specify...)	0.00	0.00	0.00	0.00	0.00	0.00	0.00	0.00	0.00	0.00	0.00	0.00	0.00	0.00	0.00	0.00	0.00	0.00	0.00	0.00	0.00	0.00	0.00	0.00	0.00	0.00	0.00	0.00								
Overpayment of expenses (e.g. personnel benefits)	0.00	0.00	0.00	0.00	0.00	0.00	0.00	0.00	0.00	0.00	0.00	0.00	0.00	0.00	0.00	0.00	0.00	0.00	0.00	0.00	0.00	0.00	0.00	0.00	0.00	0.00	0.00	0.00								
Restitution for loss of government property	0.00	0.00	0.00	0.00	0.00	0.00	0.00	0.00	0.00	0.00	0.00	0.00	0.00	0.00	0.00	0.00	0.00	0.00	0.00	0.00	0.00	0.00	0.00	0.00	0.00	0.00	0.00	0.00								
Liquidated damages and similar claims	0.00	0.00	0.00	0.00	0.00	0.00	0.00	0.00	0.00	0.00	0.00	0.00	0.00	0.00	0.00	0.00	0.00	0.00	0.00	0.00	0.00	0.00	0.00	0.00	0.00	0.00	0.00	0.00								
Others (TEF, BTr, Documentary Stamp Tax, etc.)	0.00	0.00	0.00	0.00	0.00	0.00	0.00	0.00	0.00	0.00	0.00	0.00	0.00	0.00	0.00	0.00	0.00	0.00	0.00	0.00	0.00	0.00	0.00	0.00	0.00	0.00	0.00	0.00								
<b>TOTAL NON-CASH DISBURSEMENTS</b>	<b>1,857,078.12</b>	<b>646,845.12</b>	<b>0.00</b>	<b>0.00</b>	<b>2,503,923.24</b>	<b>0.00</b>	<b>88,802.09</b>	<b>0.00</b>	<b>0.00</b>	<b>88,802.09</b>	<b>0.00</b>	<b>0.00</b>	<b>0.00</b>	<b>0.00</b>	<b>0.00</b>	<b>88,802.09</b>	<b>2,592,725.33</b>	<b>0.00</b>	<b>0.00</b>	<b>0.00</b>	<b>0.00</b>	<b>1,857,078.12</b>	<b>735,647.21</b>	<b>0.00</b>	<b>0.00</b>	<b>2,592,725.33</b>										
<b>GRAND TOTAL</b>	<b>46,309,792.27</b>	<b>22,933,246.16</b>	<b>0.00</b>	<b>0.00</b>	<b>69,243,038.43</b>	<b>0.00</b>	<b>6,234,730.72</b>	<b>0.00</b>	<b>30,388,593.22</b>	<b>36,623,323.94</b>	<b>0.00</b>	<b>0.00</b>	<b>0.00</b>	<b>0.00</b>	<b>0.00</b>	<b>36,623,323.94</b>	<b>105,866,362.37</b>	<b>0.00</b>	<b>0.00</b>	<b>0.00</b>	<b>0.00</b>	<b>46,309,792.27</b>	<b>29,167,976.88</b>	<b>0.00</b>	<b>30,388,593.22</b>	<b>105,866,362.37</b>										

**SUMMARY**

Particulars	Previous Report	This Month	As at Date
(1)	(2)	(3)	(4)
Total Disbursement Authorities Received	3,426,955,066.14	794,529,725.33	4,221,484,791.47
NCA	3,404,191,000.00	791,937,000.00	4,196,128,000.00
NTA	0.00	0.00	0.00
Working Fund	0.00	0.00	0.00
TRA	22,764,066.14	2,592,725.33	25,356,791.47
CDC	0.00	0.00	0.00
NCAA	0.00	0.00	0.00
Less: Notice of Transfer of Allocations (NTA)* issued	3,166,347,021.11	629,937,514.21	3,796,284,535.32
Total Disbursement Authorities Available	260,608,045.03	164,592,211.12	425,200,256.15
Less:	0.00	0.00	0.00
Lapsed NCA	90.01	0.00	90.01
Disbursements	228,674,901.31	105,866,362.37	334,541,263.68
Less: Other Non-Cash Disbursements	0.00	0.00	0.00
Disbursements effected through outright deductions from claims	0.00	0.00	0.00
Overpayment of expenses (e.g. personnel benefits)	0.00	0.00	0.00
Restitution for loss of government property	0.00	0.00	0.00
Liquidated damages and similar claims	0.00	0.00	0.00
Others (e.g. TEF, BTr, Docs Stamp, etc.)	0.00	0.00	0.00
Add/Less: Adjustments (e.g. cancelled/staled checks)	0.00	0.00	0.00
Balance of Disbursement Authorities as at date	31,933,053.71	58,725,848.75	90,658,902.46
Total Disbursements Program	260,608,045.03	164,592,211.12	425,200,256.15
Less: *Actual Disbursements	228,674,901.31	105,866,362.37	334,541,263.68
(Over)/Under spending	31,933,143.72	58,725,848.75	90,658,992.47

Notes: \* The use of NTA is discouraged  
 Notes: \*\* Amounts should tally with the grand total disbursement (column 27).

Certified Correct:

**GABRIEL M. SAUGON**  
 Chief Accountant, FMS-AD

Date:

Approved By:

**MA. MAGDALENA BUTAD**  
 Director IV, FMS-OED

Date:

COMMISSION ON AUDIT  
 RECEIVED BY: *[Signature]*  
 DATE: *5/11/24*  
 TIME: *9:16 AM*